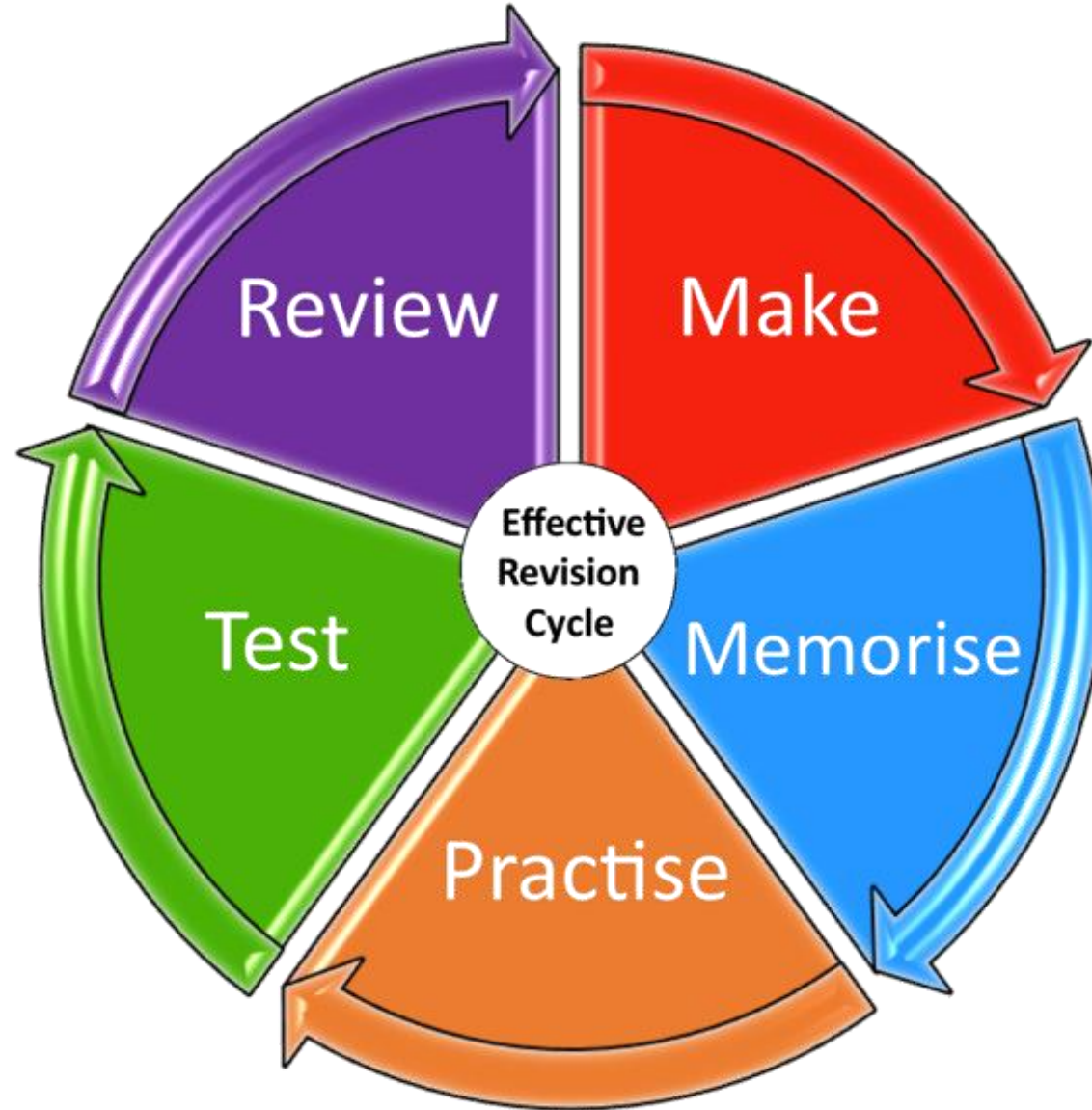


Reactive Revision

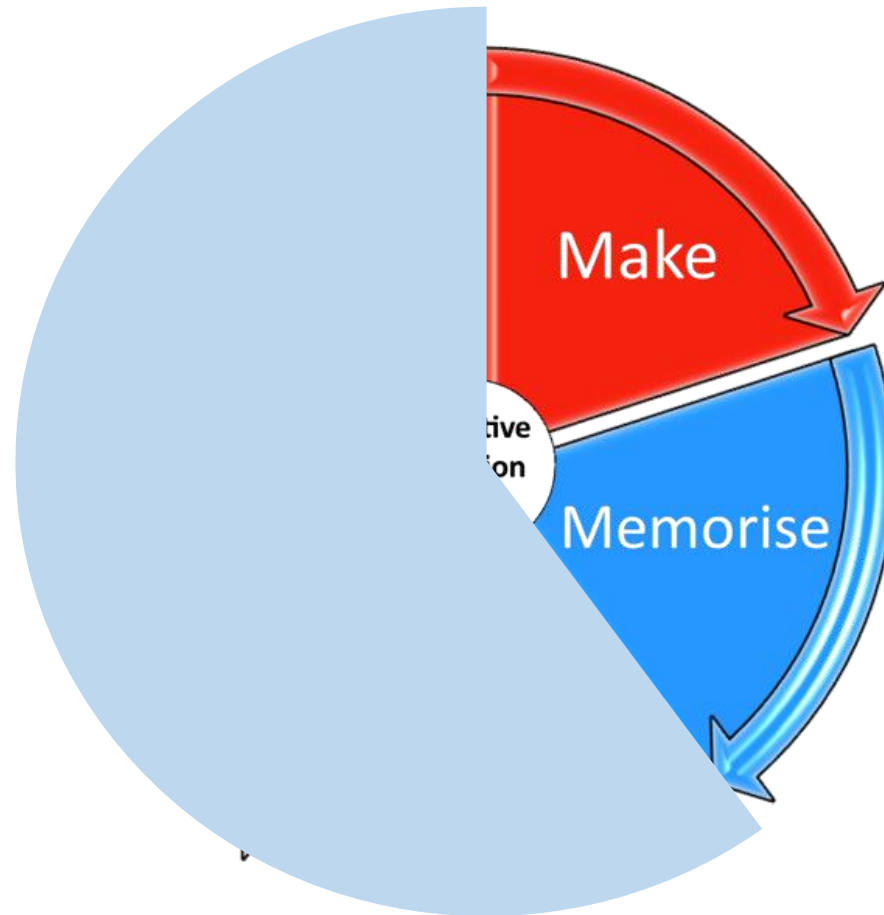
A Sixth Form Guide

The idea that revision is something that students only start when exams are approaching or when they have finished learning the content of the course is a myth. The best way to nail revision is to start creating revision materials as soon from the start the course by reacting to each lesson or topic by condensing notes and starting to revisit them frequently.

Effective revision cycle



Effective revision cycle

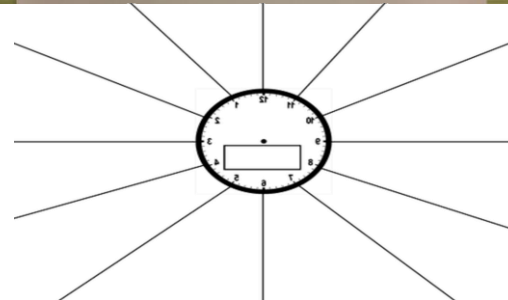
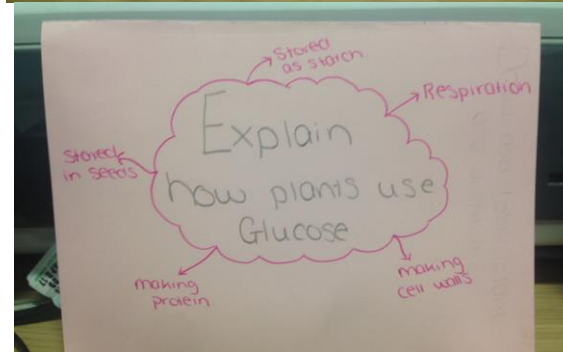
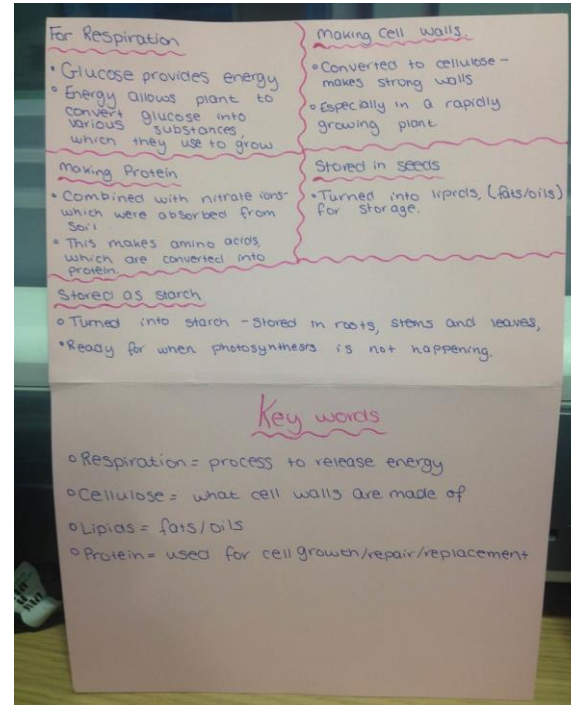


Make




Make

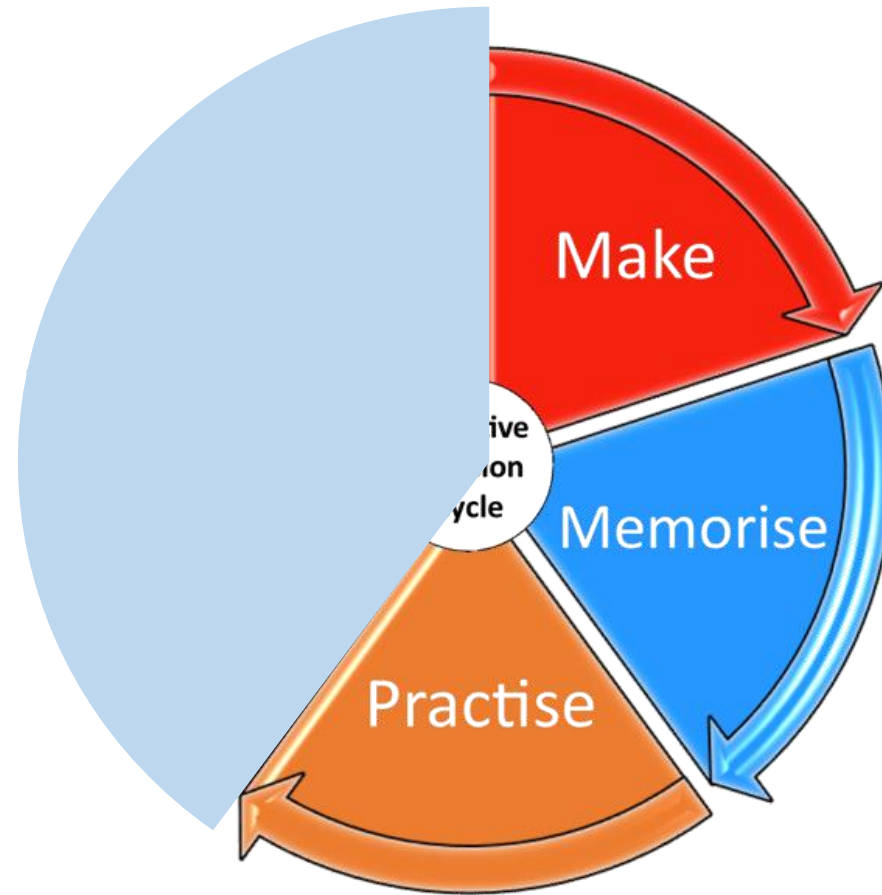
- Flashcards
- Turn over cards
- Mind maps
- Revision Clocks
- Games
- Online resources
- (gojimo, senaca)



TASK: Design a board game that allows you to revise theorists for language and social groups

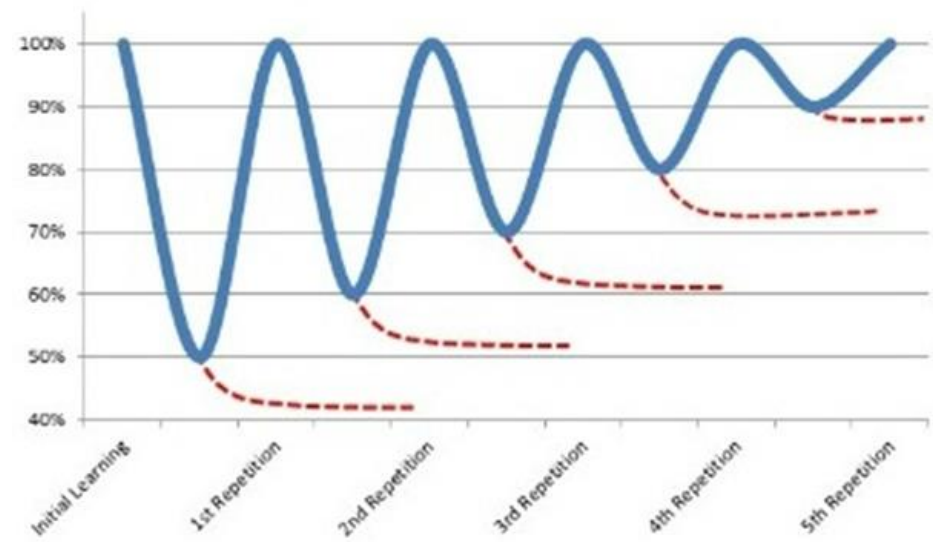



Effective revision cycle

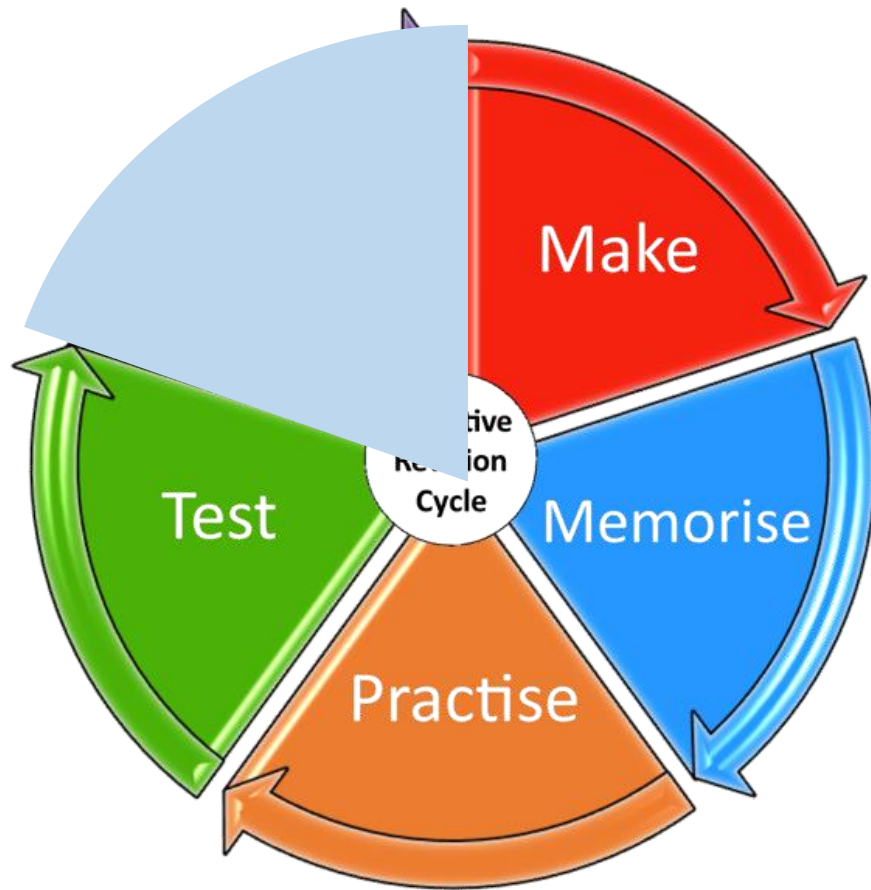




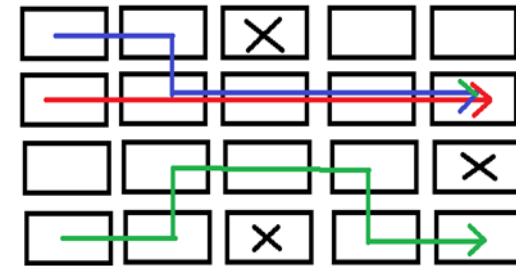
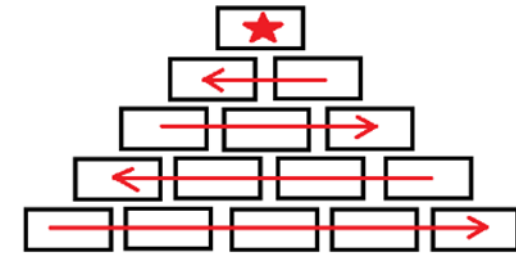
Overcoming my natural ability to forget:



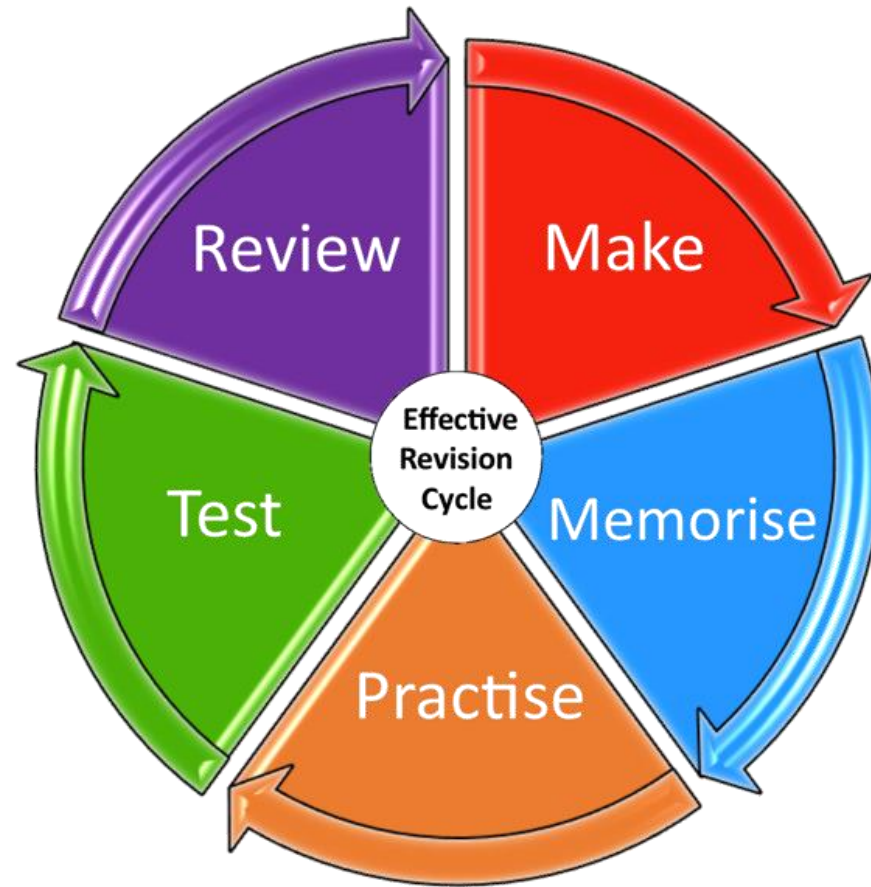
Effective revision cycle



Self
Family
Friends
Online
Past
papers/questions



Effective revision cycle



Leitner boxes



Right
Wrong ↓



Right
Wrong



Right ↓
Wrong

Mon: 1
Tues: 1,2
Wed: 1
Thurs: 1,2
Fri: 1,3

A Level Politics Exam Paper Breakdown

Paper 1 (9PL0/01) DATE: AM/PM UK Politics and Core Political Ideas 33% of A Level – 84 Marks – 2 Hours – 3 Questions	Paper 2 (9PL0/02) DATE: AM/PM UK Government and Non-core Political Ideas 33% of A Level – 84 Marks – 2 Hours – 3 Questions	Paper 3 (9PL0/3B) DATE: AM/PM Comparative Politics – Global Politics 33% of A Level – 84 Marks – 2 Hours – 4 Questions
SECTION A – POLITICAL PARTICIPATION Question 1 (30 marks) <i>Using the source, evaluate...</i> <ul style="list-style-type: none"> Choice of two questions; answer one. Source for each. In your response you must: <ul style="list-style-type: none"> compare and contrast different opinions in the source. examine and debate these views in a balanced way. analyse and evaluate only the information presented in the source. An introduction is desirable but a conclusion is essential; the judgement you reach should be reflected here. Compare and contrast points in the source. Question 2 (30 marks) <i>Evaluate...</i> <ul style="list-style-type: none"> Choice of two questions; answer one. No source. You must present arguments to support and to oppose the view expressed in the question in a balanced way. An introduction is desirable but a conclusion is essential; the judgement you reach should be reflected here. 	SECTION A – UK GOVERNMENT Question 1 (30 marks) <i>Using the source, evaluate...</i> <ul style="list-style-type: none"> Choice of two questions; answer one. Source for each. In your response you must: <ul style="list-style-type: none"> compare and contrast different opinions in the source. examine and debate these views in a balanced way. analyse and evaluate only the information presented in the source. An introduction is desirable but a conclusion is essential; the judgement you reach should be reflected here. Compare and contrast points in the source. Question 2 (30 marks) <i>Evaluate...</i> <ul style="list-style-type: none"> Choice of two questions; answer one. No source. You must present arguments to support and to oppose the view expressed in the question in a balanced way. An introduction is desirable but a conclusion is essential; the judgement you reach should be reflected here. 	SECTION A – GLOBAL POLITICS Question 1 (12 marks) <i>Examine...</i> <ul style="list-style-type: none"> Choice of two questions; answer one. No source. Questions will always focus on comparing two elements, such as institutions, organisations, practices or issues. Question on content from Topics 3.1-3.5. No requirement for an introduction or conclusion. SECTION B – GLOBAL POLITICS Question 2 (12 marks) <i>Analyse...</i> <ul style="list-style-type: none"> One question, no choice; answer one. No source. Question on content from Topic 3.6 (Comparative theory). Awareness of the differences between political thinkers needs to be demonstrated. No requirement for an introduction or conclusion. SECTION C – GLOBAL POLITICS Question(s) 3 (2x30 marks) <i>Evaluate...</i> <ul style="list-style-type: none"> Choice of three questions; answer two. No sources. Question on content from Topics 3.1-3.5. There is a requirement for a conclusion, since there are AO3 marks attached to this question; the judgement a candidate reaches about these views should be reflected in their conclusion. There is no requirement for an introduction, though this may be helpful. Questions may cut across specification sections, requiring candidates to establish links between different areas of specification content. Candidates must consider both views in their answers in a balanced way.
SECTION B – CORE POLITICAL IDEAS Question 3 (24 marks) <i>To what extent...</i> <i>...and then examine the political idea's view on the economy, society, the state or human nature.</i> <i>...or examine the divisions within the political idea.</i> <ul style="list-style-type: none"> Choice of two questions; answer one. No source. You must use appropriate thinkers to support your answer and consider both sides/differing views in a balanced way. An introduction is desirable but a conclusion is essential; the judgement you reach should be reflected here. 	SECTION B – NON-CORE POLITICAL IDEAS Question 5 (feminism) <i>To what extent...</i> <ul style="list-style-type: none"> Choice of two questions; answer one. No source. You must use at least two thinkers to support your answer and consider both sides/differing views in a balanced way. An introduction is desirable but a conclusion is essential; the judgement you reach should be reflected here. 	






A Level Sociology Exam Paper Breakdown

<p>Education</p> <p>01 Outline two... [4 marks] (AO1: 4)</p> <p>02 Outline three... [6 marks] (AO1: 3; AO2: 3)</p> <p>03 Applying material from Item A, analyse two... [10 marks] (AO1: 3; AO2: 4; AO3: 3)</p> <p>04 Applying material from Item B, evaluate... [30 marks] (AO1: 12; AO2: 9; AO3: 9)</p>	<p>Topic A</p> <p>Year One Topic: Families & Households</p> <p>04 Outline and explain two... [10 marks] (AO1: 5; AO2: 3; AO3: 2)</p> <p>05 Applying material from Item A, analyse two... [10 marks] (AO1: 3; AO2: 4; AO3: 3)</p> <p>06 Applying material from Item B, evaluate... [20 marks] (AO1: 8; AO2: 6; AO3: 6)</p>	<p>Crime and Deviance</p> <p>01 Outline two... [4 marks] (AO1: 4)</p> <p>02 Outline three... [6 marks] (AO1: 3; AO2: 3)</p> <p>03 Applying material from Item A, analyse two... [10 marks] (AO1: 3; AO2: 4; AO3: 3)</p> <p>04 Applying material from Item B, evaluate... [30 marks] (AO1: 12; AO2: 9; AO3: 9)</p>
<p>Methods in Context</p> <p>05 Applying material from Item C and your own knowledge of research methods, evaluate the strengths and limitations of using «METHOD» to investigate «EDUCATION CONTEXT».</p>	<p>Topic B</p> <p>Year Two Topic: Media</p> <p>19 Outline and explain two... [10 marks] (AO1: 5; AO2: 3; AO3: 2)</p> <p>20 Applying material from Item A, analyse two... [10 marks] (AO1: 3; AO2: 4; AO3: 3)</p> <p>21 Applying material from Item B, evaluate... [20 marks] (AO1: 8; AO2: 6; AO3: 6)</p>	<p>Theory and Methods</p> <p>05 Outline and explain two... [10 marks] (AO1: 5; AO2: 3; AO3: 2)</p> <p>06 Applying material from Item C and your knowledge, evaluate... [20 marks] (AO1: 8; AO2: 6; AO3: 6)</p>
<p>Theory and Methods</p> <p>06 Outline and explain two...</p>		

Name:

Weimar Germany – 1918 to 1933

How confident are you?

	Blue	Green	Amber	Red
End of WW1 and abdication of Kaiser				
New democratic political system including strengths & weaknesses				
Spartacists' Revolt 1919				
Kapp Putsch 1920				
Invasion of the Ruhr 1923				

English Literature Paper 1: *Shakespeare and the 19th-century novel*

Date of exam: Tuesday 5th December (AM), 1 hour 45 minutes

What I need to know:	My level of confidence:			Revision methods I can use:
A + B: What is tested in each section and how long to spend on each	Low	Medium	High	<i>Flash cards</i>
A + B: How to read, understand and annotate an extract from the text	Low	Medium	High	<i>Practice questions in folder</i>
A + B: How to plan responses to the whole question and the whole text	Low	Medium	High	<i>Practice questions</i>
A + B: How to use PETER structure effectively	Low	Medium	High	<i>Practice + colour-code</i>
A: The social, historical and performance contexts of <i>Macbeth</i>	Low	Medium	High	<i>Mind map then flash cards</i>
A: The characters in <i>Macbeth</i> and their importance in the story	Low	Medium	High	
A: An outline of the plot, including what happens in key scenes	Low	Medium	High	
A: Key quotes, their meanings and how they fit in with the whole play	Low	Medium	High	

SKREAM

[illegible]

QLA

Topic	Marks																				AVERAGE Joe
Q1 Number Grade 3 - Working with Indices (Clip 82)	1	0	1	1	0	1	1	1	0	1	0	1	1	1	1	1	1	1	1	0	1
Q2 introduction to vectors (174)	1	0	1	0	1	1	1	1	1	1	0	1	0	1	1	1	1	1	1	1	1
Q3 finding the nth term (108)	1	0	1	1	0	0	0	1	1	0	0	1	1	1	1	1	1	0	0	0	1
Q4 Compostie functions (215)	1	1	1	1	1	1	0	1	1	1	1	1	1	1	1	1	1	1	1	1	1
Q5 quadratic nth term (Clip 213)	3	3	3	3	0	0	0	3	3	0	0	3	3	3	3	3	3	0	3	0	2
Q6 Compound interest and depreciation (Clip 164)	6	0	6	4	4	4	6	6	4	4	3	2	5	4	6	6	4	6	6	4	5
Q7 Trigonometry (Clip 168)	2	2	2	0	1	0	2	0	2	0	0	2	0	2	2	2	2	2	1	2	1
Q8 Products of primes (Clip 78)	3	0	0	2	3	3	0	3	1	0	2	2	3	3	3	2	3	0	1	0	2
Q9 Expanding and simplifying brackets (Clip 134)	5	0	2	0	0	1	1	1	0	0	0	2	2	5	0	0	0	0	0	0	1
Q10 Area of a circle (Clip 117)	4	0	4	4	4	4	4	4	4	4	4	2	4	2	4	4	4	2	4	2	3
Q11 Mean estimate (Clip 130b)	6	1	6	0	1	0	1	0	0	0	4	0	0	6	6	0	0	1	4	1	1
Q12Probability using venn diagrams (Clip 185)	5	1	5	0	2	0	5	0	2	2	2	1	2	2	1	2	0	1	1	2	2
Q13 direct and inverse proportion (Clip 199)	4	0	0	0	0	0	0	0	0	0	0	3	0	0	0	0	0	0	0	0	0
Q14 standard form (Clip 83)	5	0	5	0	1	1	1	2	1	0	2	0	0	2	4	2	2	0	2	1	2
Q15 factorising and solving quadratics (Clip 157)	4	0	1	0	0	0	0	1	0	0	0	0	1	0	0	0	0	0	0	0	0
Q16 reverse percentage problems (Clip 110)	4	1	2	2	2	2	2	2	2	2	4	2	4	2	4	2	2	2	4	2	2
Q17 equation of a circle (Clip 197)	4	1	0	1	1	3	0	1	0	0	0	1	1	0	1	0	2	2	0	1	1
Q18 similarity - area and volume (Clip 200)	4	0	0	0	0	0	0	0	0	0	0	0	0	0	0	0	0	0	0	0	0
Q19 cones (Clip 171)	5	0	2	1	2	1	1	3	1	2	2	3	2	2	5	0	5	2	5	2	2
Q20 expanding and simplify - double brackets (Clip 134b)	5	0	1	0	0	2	2	0	0	0	0	3	3	0	0	0	1	0	0	0	1
Q21 listing outcomes (Clip 58)	3	0	1	3	0	0	3	3	0	3	0	0	0	0	0	0	0	0	3	3	1
Q22 algebraic proof (Clip 193)	4	0	0	0	0	0	1	0	0	0	0	0	0	0	0	0	0	0	0	0	0
	80	10	44	23	23	24	31	33	23	20	24	30	33	37	43	27	32	21	37	22	27